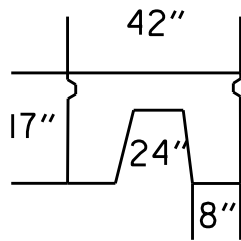
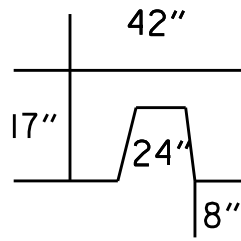


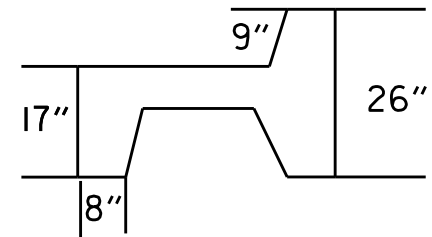
Span #1 channel beams #1-5



Span #3 channel beams #2-5



units are transversely  
bolted @ ends only



Channel beams #1 & #6